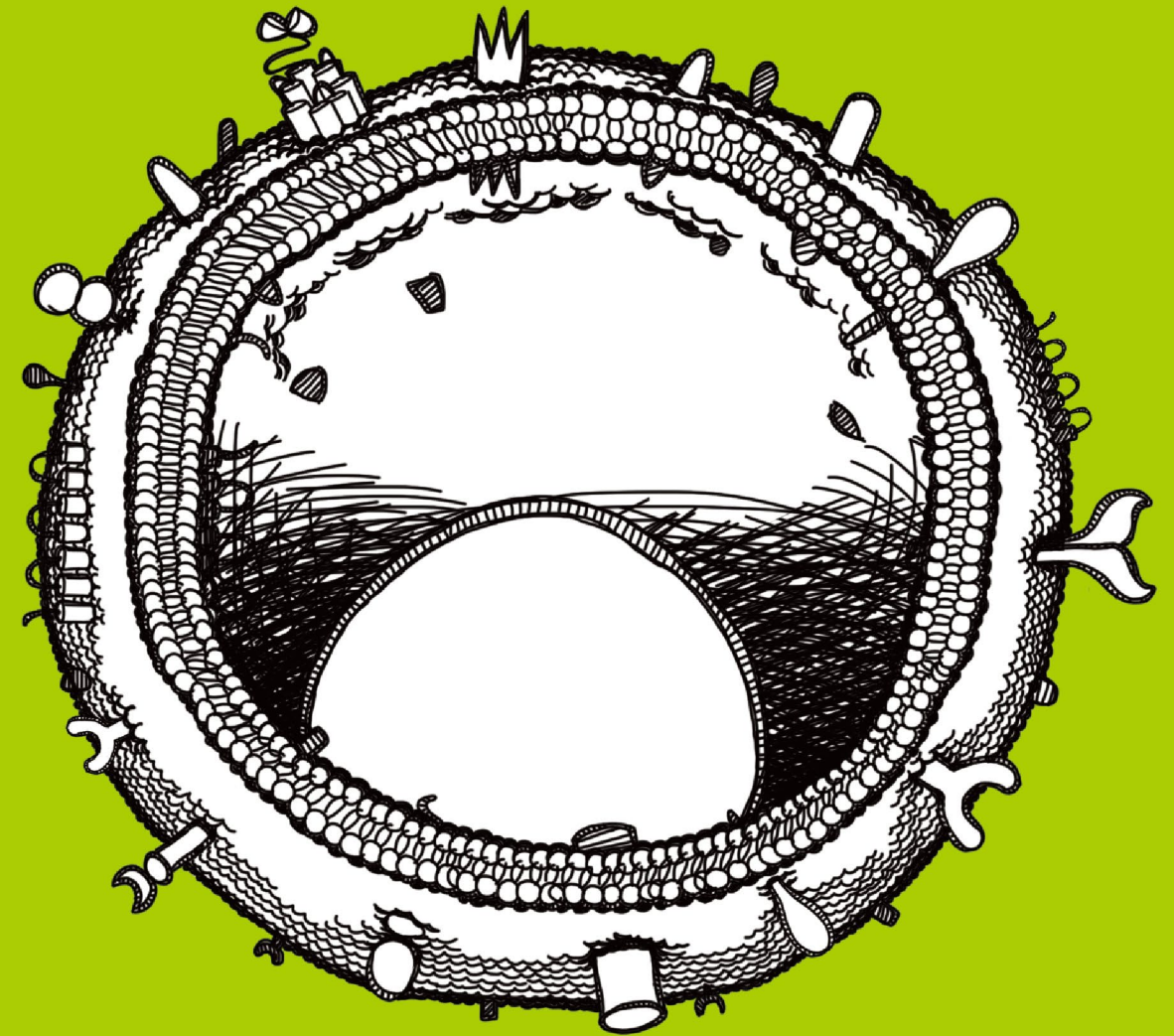
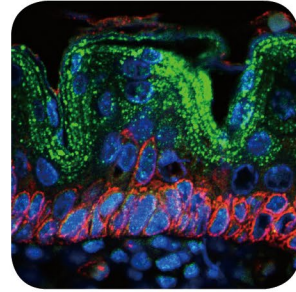


IMMUNOLOGY

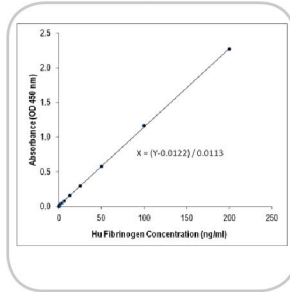


CCL11/EOTAXIN | bs-1601R



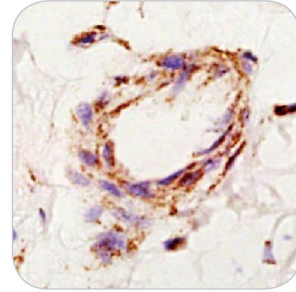
IF (IHC-P) | Mouse skin

Human fibrinogen | bs-1240R



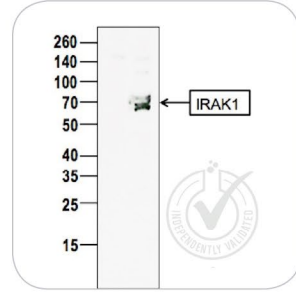
ELISA | Human fibrinogen

IL-2 | bs-0605R



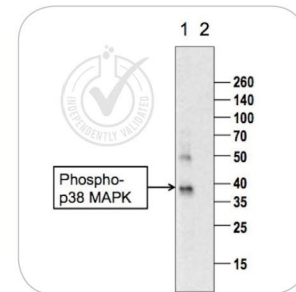
IHC-P | Human colon carcinoma

IRAK1 | bs-6464R



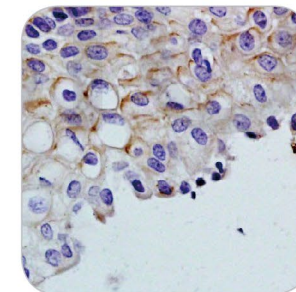
WB | PC3 cells

p38 MAPK (THR180 + TYR182) | bs-2210R



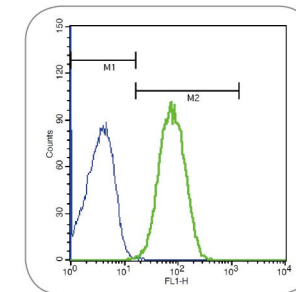
WB | HELA cell lysates

TLR2 | bs-1019R



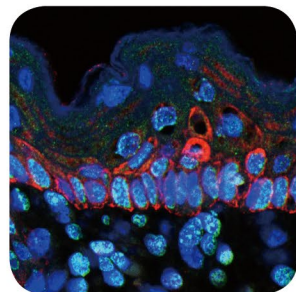
IHC-P | Rat ovary

TLR4 | bs-1021R



ELISA | Mouse splenocytes

MIP 1 Gamma | bs-2477R



IF (IHC-P) | Mouse skin

TARGET	APPLICATION	SPECIES	CATALOG
AIF1	IHC-P, IF (IHC-P)	Hu, Ms, Rt	bs-1363R
AIM2	IHC-P, FCM	Hu, Ms, Rt	bs-5986R
AP65L	WB, IHC-P	Hu, Ms, Rt	bs-4005R
APG7	WB, IHC-P	Hu, Ms, Rt	bs-2432R
APG12	WB, IHC-P	Hu, Ms, Rt	bs-4012R
ASK1	WB, IHC-P	Hu, Ms, Rt	bs-1425R
ASK1 (Thr845)	WB, IHC-P	Hu, Ms	bs-3031R
ATG1 (Ser556)	WB, IHC-P	Hu, Ms, Rt	bs-3464R
ATG1/ULK1	WB, IHC-P	Hu, Ms, Rt	bs-3602R
ATG9B	IHC-P	Hu, Ms, Rt	bs-4011R
ATG13	WB, IHC-P	Hu, Ms, Rt	bs-3864R
ATG16A (Ser287)	WB, IHC-P	Hu, Ms, Rt	bs-5198R
ATG16L	IHC-P	Hu, Ms, Rt	bs-4007R
Beclin 1	WB, IHC-P, IHC-F, IF (IHC-P)	Hu, Ms, Rt	bs-1353R
c-Raf	IHC-P, WB	Hu, Ms, Rt	bs-1703R
CCL3	IHC-P	Hu, Ms, Rt	bs-1045R
CCL5	IHC-P	Hu, Ms, Bv	bs-1324R
CCL11	IHC-P, IF (IHC-P)	Hu, Ms, Rt	bs-1601R
CCR7	IHC-P, IF (IHC-P)	Hu, Ms, Rt	bs-1305R
CD4	IHC-P, IF (IHC-P), FCM	Hu, Ms, Rt, Pg	bs-0647R
CD8	WB, IHC-P, IF (IHC-P), FCM	Ms, Rt	bs-0648R
CD8	IHC-P, IF (IHC-P)	Hu	bs-4790R
CD8B	IHC-P	Hu, Ms, Rt	bs-4914R
CD14	IHC-P	Hu, Ms, Rt	bs-1192R
CD19	IHC-P, IF (IHC-P)	Hu, Ms, Rt	bs-4755R
CD31	WB, IHC-P	Hu, Ms, Rt	bs-0195R
CD45	IHC-P, FCM	Ms, Rt	bs-4819R
CD62L	WB, IHC-P, IF (IHC-P), FCM	Ms, Rt	bs-1036R
CD134	IHC-P	Hu, Ms, Rt	bs-2685R
CD142	WB, IHC-P, FCM	Hu, Ms, Rt	bs-4690R
CD150	IHC-P, IF (IHC-P)	Hu, Ms, Rt	bs-2709R
CD160	WB, IHC-P	Hu, Ms, Rt	bs-2526R
CD161c/NK1.1	WB, IHC-P	Ms, Rt	bs-4682R
CD200	IHC-P	Hu, Ms, Rt	bs-6030R

TARGET	APPLICATION	SPECIES	CATALOG
CD212	IHC-P, IHC-fr	Ms, Rt	bs-2603R
CD272	IHC-P, IF (IHC-P)	Hu, Ms, Rt	bs-0624R
CD279	WB, IHC-P	Hu, Ms, Rt	bs-1867R
Complement C2	IHC-P	Hu, Ms, Rt	bs-8613R
Complement C3	IHC-P, IHC-F, IF (IHC-P), IF (IHC-F)	Hu, Ms, Rt, Bv	bs-2934R
Complement C4	IHC-P, IF (IHC-P)	Hu, Ms	bs-11274R
Complement fragment 3c	IHC-P	Hu, Ms, Rt, Pg	bs-6416R
CTLA4	WB	Hu, Ms, Rt	bs-10006R
CXCL3	IHC-P	Hu, Ms, Rt	bs-2547R
CXCR1	WB, IHC-P	Hu, Ms, Rt	bs-1009R
CXCR2	IHC-P, IF (ICC)	Hu, Mu, Rt	bs-1629R
CXCR3	IHC-P, IF (ICC)	Ms, Rt	bs-2209R
CXCR3	IHC-P	Hu	bs-0341R
CXCR4	WB, IHC-P, FCM	Hu, Ms, Rt	bs-1011R
CXCR5	IHC-P	Hu, Ms, Rt	bs-3598R
CXCR6	IHC-P	Hu, Ms, Rt	bs-1628R
CXCR7	IHC-P	Hu, Ms, Rt	bs-4897R
ERK1 + 2 (Thr183/185)	WB, IHC-P	Hu, Ms, Rt, Bv	bs-1522R
ERK1 + 2	WB, IHC-P	Hu, Ms, Rt, Bv	bs-2637R
ERK1/2 (Thr202 + Tyr204)	IHC-P, IF (IHC-P), WB	Hu, Ms, Rt, Bv	bs-3016R
Fibrinogen	ELISA	Hu	bs-1240R
GM-CSF	WB, IHC-P	Hu, Ms, Rt	bs-3790R
GM-CSF	IHC-P, IF (IHC-P)	Ms, Rt	bs-0999R
GM-CSFR alpha	IHC-P, IF (IHC-P), IF (ICC)	Ms, Rt	bs-1457R
GSK3 Alpha (Ser21)	WB, IHC-P	Hu, Ms, Rt	bs-4692R
IFN gamma	WB, IHC-P, IHC-F	Hu	bs-0480R
IFN gamma	IHC-P	Hu	bs-0481R
IKK alpha	WB, IHC-P, IF (IHC-P)	Hu, Ms, Rt	bs-2907R
IL-1 Beta	WB, IHC-P, IF (IHC-P)	Hu, Ms, Rt, Dg	bs-0812R
IL-1R1	WB, IHC-P	Hu, Ms, Rt	bs-2594R
IL-1R1 (Tyr496)	WB, IHC-P	Hu, Ms, Rt	bs-5394R
IL-1R2	FCM	Hu, Ms, Rt	bs-2595R
IL-2	WB, IHC-P, IF (IHC-P)	Hu	bs-0605R
IL-2	IHC-P	Ms, Rt	bs-1191R

TARGET	APPLICATION	SPECIES	CATALOG
IL-2R gamma	WB, IHC-P, IF (IHC-P)	Hu, Ms, Rt	bs-2545R
IL-2RA	IHC-P	Hu, Ms, Rt	bs-0577R
IL-3	WB, IHC-P	Ms, Rt	bs-2598R
IL-4	WB, IHC-P	Ms, Rt	bs-0581R
IL-4R	WB, IHC-P	Ms, Rt	bs-2458R
IL-6	IHC-P, FIA, Immunoassay	Hu	bs-0781R
IL-6	WB, IHC-P	Ms, Rt	bs-0782R
IL-8	WB, IHC-P	Hu, Rb	bs-0780R
IL-9	IHC-P	Ms, Rt	bs-2428R
IL-10	WB, IHC-P, ELISA	Hu, Ms, Rt	bs-0698R
IL-10	IHC-P	Hu, Ms, Rt	bs-6761R
IL10RB	WB, IHC-P	Hu, Ms, Rt	bs-2602R
IL-12	WB, IHC-P	Hu	bs-1789R
IL-12 alpha	IHC-P, ICC	Ms, Rt	bs-0767R
IL-12 beta	WB	Hu, Ms, Rt	bs-10641R
IL12RB2	IHC-P	Hu, Ms, Rt	bs-2604R
IL-13	IHC-P, FCM	Ms, Rt	bs-0560R
IL-15RA	IP	Hu, Ms, Rt	bs-2605R
IL-17	IHC-P, IHC-F	Ms, Rt	bs-1183R
IL-17	IHC-P, ELISA	Hu	bs-2140R
IL-17B	IHC-P	Hu, Ms, Rt	bs-2609R
IL-17C	WB, IHC-P	Hu, Ms, Rt	bs-2611R
IL17RA	IHC-P, IF (IHC-P)	Hu, Ms, Rt	bs-2606R
IL-17RB	WB, IHC-P, FCM	Hu, Ms, Rt	bs-2610R
IL-18R Beta	IHC-P, IP	Hu, Ms, Rt	bs-2616R
IL-21	IHC-P	Hu, Ms, Rt	bs-2621R
IRAK1	WB	Hu, Ms, Rt	bs-6464R
JNK1 + 2 + 3 (THR183 + TYR185)	WB, IHC-P	Hu, Ms, Rt, Bv, Dg	bs-1640R
JNK1 + 2 + 3	IHC-P	Hu, Ms, Rt	bs-2592R
LAMP-1	WB, IHC-P	Hu, Ms, Rt	bs-1970R
LAMP2	WB, IHC-P	Hu, Ms, Rt	bs-2379R
LC3A/B	IHC-P, IF (IHC-P)	Hu, Ms, Rt	bs-11731R
Lymphocyte Activation Gene 3	IHC-P, FCM	Hu, Ms, Rt	bs-2646R
Lyn	IHC-P, IF (IHC-P)	Hu, Ms, Rt	bs-2906R

TARGET	APPLICATION	SPECIES	CATALOG
MIP 1 gamma	IHC-P, IF (IHC-P)	Hu, Ms, Rt	bs-2477R
MAPKAP Kinase 2	WB, IHC-P	Hu, Ms, Rt, Bv	bs-2908R
MAPKAPK2 (Thr222)	WB, IHC-P	Hu, Ms, Rt, Bv	bs-3261R
MEK1	WB, IHC-P	Hu, Ms, Rt	bs-1433R
MEK1/2 (Ser218 + Ser222)	IHC-P	Hu, Ms, Rt	bs-3270R
MEK5	WB, IHC-P	Hu, Ms, Rt	bs-4124R
MLK3 (Thr277 + Ser281)	IHC-P, IF (IHC-P)	Hu, Ms, Rt	bs-3280R
MyD88	WB, IHC-P	Hu, Ms, Rt	bs-1047R
NEDD4	IHC-P	Hu, Ms, Rt	bs-7877R
NfκB Inducing Kinase NIK	WB, IHC-P	Hu, Ms, Rt	bs-0074R
NFκB p65	WB, IHC-P	Hu, Ms, Rt, Pg	bs-0465R
NFκB p105 / p50	WB, IHC-P	Hu, Ms, Rt	bs-1194R
NFKBIA	WB, IHC-P	Hu, Ms, Rt	bs-1287R
P38 MAPK	WB, IHC-P	Hu, Ms, Rt	bs-0637R
p38MAPK (Thr180 + Tyr182)	WB, IHC-P	Hu, Ms, Rt, Gt	bs-2210R
PLCG 2	WB	Hu, Ms, Rt	bs-3532R
STAT5	WB, IHC-P	Hu, Ms, Rt, Pg	bs-1142R
TAK1	IHC-P	Hu, Ms, Rt	bs-3585R
TLR1	IHC-P, FCM	Hu, Ms, Rt	bs-1919R
TLR2	WB, IHC-P, IF (ICC), FCM	Hu, Ms, Rt, Bv	bs-1019R
TLR2	WB, ELISA	Hu, Ms, Rt	bs-10472R
TLR3	WB, IHC-P	Ms, Rt	bs-1444R
TLR4	WB, IHC-P, IF (ICC), FCM	Hu, Ms, Rt, Bv	bs-1021R
TLR5	WB, IHC-P	Hu, Ms, Rt	bs-1197R
TLR6	IHC-P, FCM	Hu, Ms, Rt	bs-2716R
TLR7	WB	Hu, Ms, Rt	bs-6601R
TNF alpha	WB, IHC-P, IHC-F, IF (IHC-F)	Hu, Ms, Rt	bs-2081R
TNF alpha	IHC-P, IF (IHC-P)	Hu	bsm-0387M
TNFRSF18	IHC-P	Hu, Ms, Rt	bs-1173R
TNFSF18	IHC-P	Hu, Ms, Rt	bs-2456R
TNFSF9	IHC-P	Hu, Ms, Rt	bs-3851R
TRADD	WB, IHC-P	Hu, Ms, Rt	bs-1202R
TRAF3	IHC-P	Hu, Ms, Rt	bs-1185R